

# GOODWE




## Smart optimisation of energy autonomy across residential ecosystems

- ✓ Optimised energy autonomy
- ✓ Smart and efficient operations
- ✓ Modern and compact design
- ✓ Highest safety standards



**NO.6**  
**93.4%**

Operating at the heart of the integrated PV power and storage system, our ET PLUS+ hybrid inverters are designed to maximise energy output, enhance self-consumption, realise peak-shaving and facilitate backup power. With intelligent load controls and wide battery voltage range, the set-up can be flexibly configured to meet individual needs across the residential ecosystem. Combine with GoodWe battery system Lynx Home F for a safe and reliable energy storage solution.

-  Fanless and silent
-  Smart home integration
-  UPS level switching <10ms



**ET PLUS+ (16A) Series**

Hybrid Inverter | 5 – 10kW | 2 MPPTs | Three Phase | HV

EMEA

Technical Data	GW5KN-ET	GW6.5KN-ET	GW8KN-ET	GW10KN-ET
<b>Battery Input Data</b>				
Battery Type	Li-Ion			
Nominal Battery Voltage (V)	500			
Battery Voltage Range (V)	180 ~ 600			
Start-up Voltage (V)	180			
Number of Battery Input	1			
Max. Continuous Charging Current (A)	25			
Max. Continuous Discharging Current (A)	25			
Max. Charging Power (W)	7500	8450	9600	10000
Max. Discharging Power (W)	7500	8450	9600	10000
<b>PV String Input Data</b>				
Max. Input Power (W)	7500	9700	12000	15000
Max. Input Voltage (V) <sup>1</sup>	1000			
MPPT Operating Voltage Range (V) <sup>2</sup>	200 ~ 850			
Start-up Voltage (V)	180			
Nominal Input Voltage (V)	620			
Max. Input Current per MPPT (A)	16			
Max. Short Circuit Current per MPPT (A)	21.2			
Number of MPP Trackers	2			
Number of Strings per MPPT	1			
<b>AC Output Data (On-grid)</b>				
Nominal Output Power (W)	5000	6500	8000	10000
Nominal Apparent Power Output to Utility Grid (VA)	5000	6500	8000	10000
Max. Apparent Power Output to Utility Grid (VA) <sup>2</sup>	5500	7150	8800	11000
Max. Apparent Power from Utility Grid (VA)	10000	13000	15000	15000
Nominal Output Voltage (V)	400 / 380, 3L / N / PE			
Output Voltage Range (V)	0 ~ 300			
Nominal AC Grid Frequency (Hz)	50 / 60			
AC Grid Frequency Range (Hz)	45 ~ 65			
Max. AC Current Output to Utility Grid (A)	8.5	10.8	13.5	16.5
Max. AC Current From Utility Grid (A)	15.2	19.7	22.7	22.7
Power Factor	~1 (Adjustable from 0.8 leading to 0.8 lagging)			
Max. Total Harmonic Distortion	<3%			
<b>AC Output Data (Back-up)</b>				
Back-up Nominal Apparent Power (VA)	5000	6500	8000	10000
Max. Output Apparent Power without Grid (VA) <sup>3</sup>	5000 (10000@60sec)	6500 (13000@60sec)	8000 (16000@60sec)	10000 (16500@60sec)
Max. Output Apparent Power with Grid (VA) <sup>3</sup>	5000	6500	8000	10000
Max. Output Current (A)	8.5	10.8	13.5	16.5
Nominal Output Voltage (V)	400 / 380			
Nominal Output Frequency (Hz)	50 / 60			
Output THDv (@Linear Load)	<3%			
<b>Efficiency</b>				
Max. Efficiency	98.0%	98.0%	98.2%	98.2%
European Efficiency	97.2%	97.2%	97.5%	97.5%
Max. Battery to AC Efficiency	97.5%			
MPPT Efficiency	99.9%			
<b>Protection</b>				
PV Insulation Resistance Detection	Integrated			
Residual Current Monitoring	Integrated			
PV Reverse Polarity Protection	Integrated			
Anti-islanding Protection	Integrated			
AC Overcurrent Protection	Integrated			
AC Short Circuit Protection	Integrated			
AC Overvoltage Protection	Integrated			
DC Switch	Integrated			
DC Surge Protection	Type II			
AC Surge Protection	Type III			
Remote Shutdown	Integrated			
<b>General Data</b>				
Operating Temperature Range (°C)	-35 ~ +60			
Relative Humidity	0 ~ 95%			
Max. Operating Altitude (m)	4000			
Cooling Method	Natural Convection			
User Interface	LED, APP			
Communication with BMS <sup>4</sup>	RS485, CAN			
Communication with Meter	RS485			
Communication with Portal	WiFi / Wi-Fi + LAN (Optional) / 4G (Optional)			
Weight (kg)	24			
Dimension (W x H x D mm)	415 x 516 x 180			
Topology	Non-isolated			
Self-consumption at Night (W) <sup>5</sup>	<15			
Ingress Protection Rating	IP66			
Mounting Method	Wall Mounted			

\*1: For 1000V system, Maximum operating voltage is 950V.

\*2: According to the local grid regulation.

\*3: Can be reached only if PV and battery power is enough.

\*4: CAN communication is configured default. If RS485 communication is used, please replace the corresponding communication line.

\*5: No Back-up Output.

\*: Not all certifications & standards listed, check the official website for details.

\*: Please visit GoodWe website for the latest certificates.